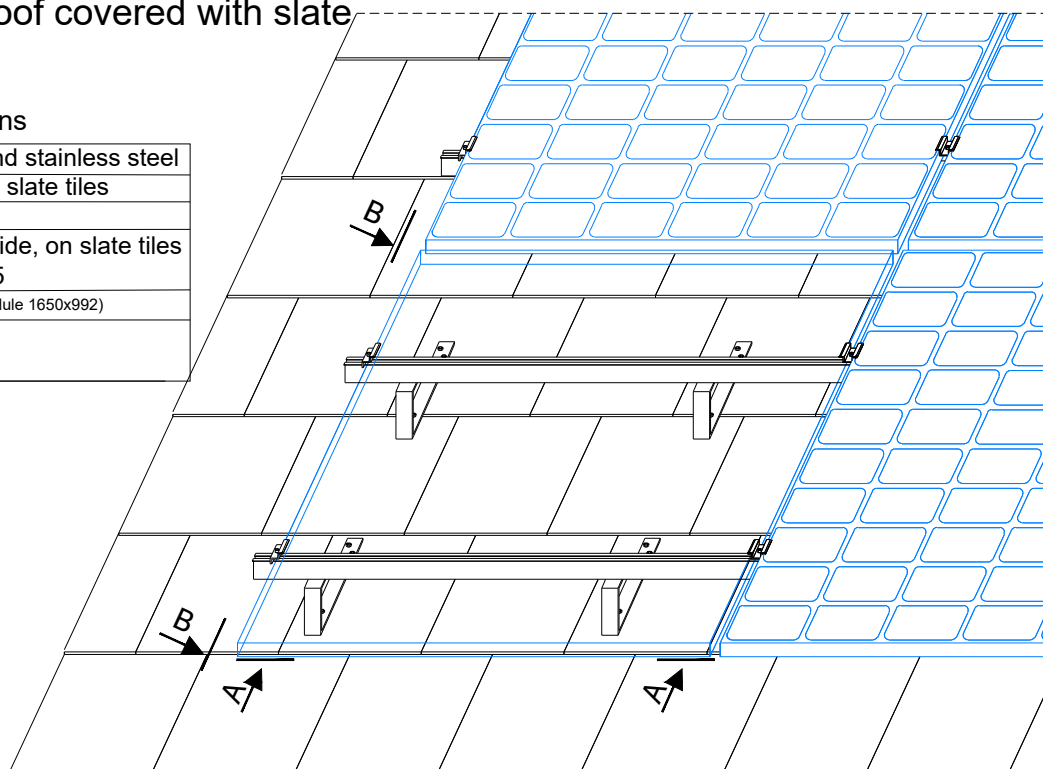


PITCHED ROOF COVERED WITH SLATE TILES

Vertical mounting for pitched roof covered with slate tiles - DS.DL.1V

Technical specifications

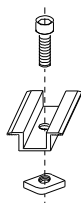
System material	aluminium and stainless steel
Type of roof	pitched roof / slate tiles
Module orientation	vertical
Mounting system	on the long side, on slate tiles hook 501.025
Roof area for 1 kW	6,65 m ² (for module 1650x992)
Roof load (without modules)	15,4 kg/1kW 2,32 kg/m ²



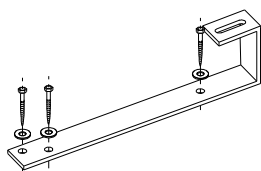
closing clamp 102.003
 allen screw 202.003
 hammer nut 203.001



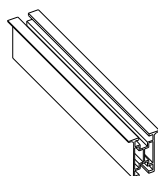
middle clamp 102.001
 allen screw 202.003
 hammer nut 203.001



slate tiles hook 501.025
 wood screw 6x80 204.006
 enlarged washer 6,4 205.007

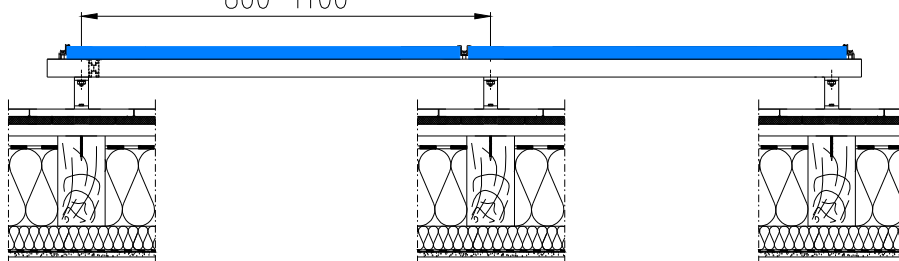


mounting rail 38x45 101.001



cross-section A-A

800-1100



cross-section B-B

