

FLAT ROOF MOUNTING SYSTEM AERO EW

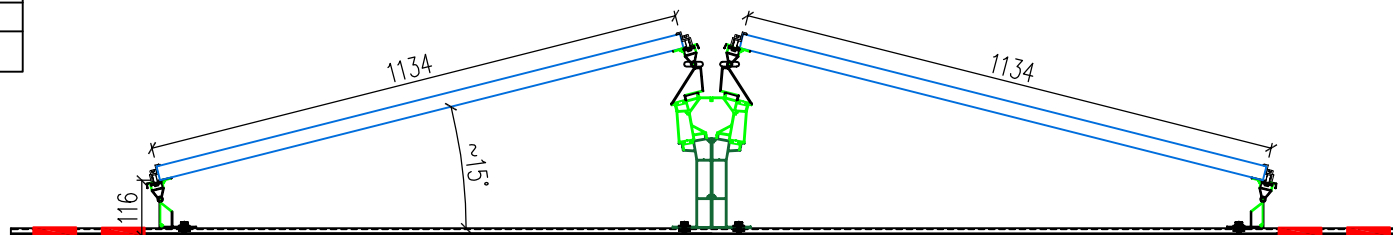


Horizontal mounting on AERO profile non-invasive - AERO EW

Technical specification

System material	aluminium, Magnelis and stainless steel
Type of roof	flat roof
Incline	10°, 15°
Module orientation	horizontal
Assembly system	on the long side

Energy5 recommends the use of an additional roofing felt layer under the trapezoidal mounting rails.



CAUTION:

The angle of inclination with telestations depends on the dimensions of the modules (may change in the range of approx. 2° or each time to be confirmed)

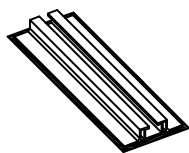
end clamp
 allen screw
 hammer nut



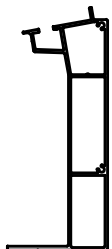
middle clamp
 allen screw
 hammer nut



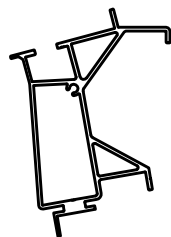
trapezoidal mounting rail
 + EPDM



AERO 1 profile



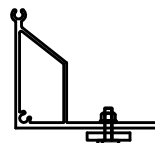
AERO 2 profile



AERO 6 profile



AERO 7 profile



Profil AERO 5

